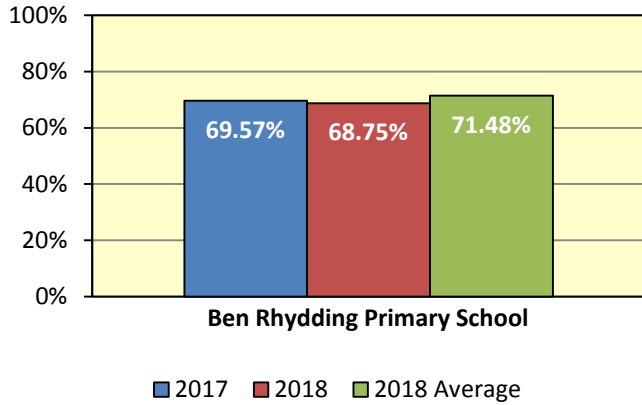
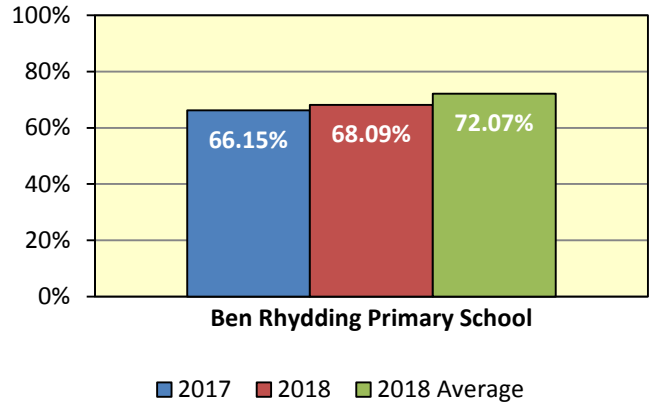


Your Individual School Results

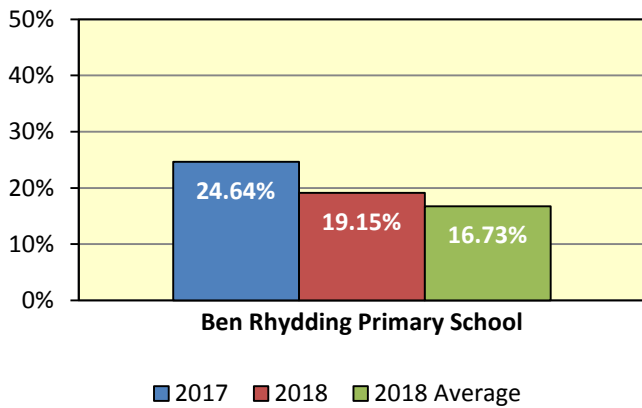
Pupils liking their meals all or most of time



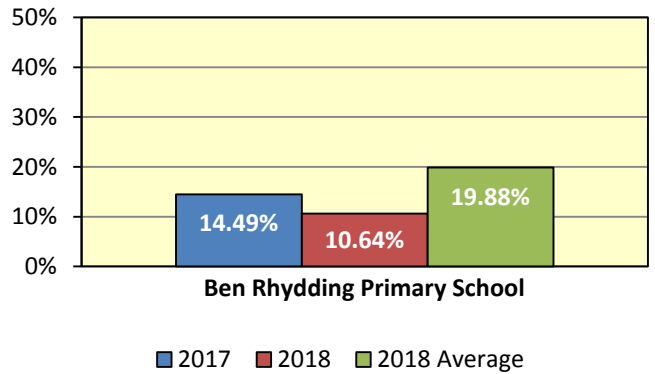
Pupils eating their meals all or most of time



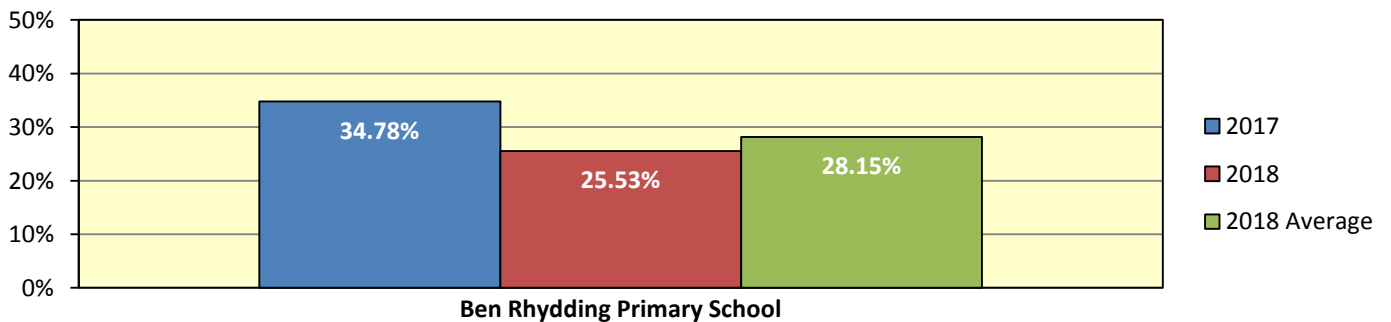
Pupils who felt they queued for too long



Pupils who felt they did not have enough time to eat



Pupils who thought chips should be on the menu every day



Primary School Meals Survey 2018 Results

The results from the annual primary school pupil survey for 2018 are outlined below. This page shows the responses we received from all schools across the district, with the individual report for your school shown overleaf. This enables you to compare your school's result with the local authority average. Your results can also be useful in providing evidence to Ofsted of your school's management of its responsibility for Food in School.

Pupils liking their school meals all or most of the time has seen a small fall of 0.99%

(from 72.47% in 2017 to 71.48% in 2018)



Pupils eating all or most of their meals has fallen slightly, going down 1.17%

(from 73.24% in 2017 to 72.07% in 2018)



Pupils queuing too long for meals has fallen by 1.38%

(from 18.11% in 2017 to 16.73 in 2018)



The number not having enough time to eat has fallen by 0.33%

(from 20.21% in 2017 to 19.88% in 2018)

Both of these measures have fallen to their lowest ever levels, which suggests that the management of dining area flows is improving.



Children indicating they'd like chips on the school menu every day saw a drop of 2.96%

(from 31.11% in 2017 to 28.15% in 2018)*



* We only offer chips once a week on the school meals menu. We use the "chipometer" question as a general indicator of pupils attitudes to / and awareness of healthier eating.

With the "chipometer" measure showing no significant improvement in years, more work is needed to raise awareness of healthy lifestyles.

(The average score on the "chipometer" measure remained practically unchanged at 2.89 days)

**FACILITIES MANAGEMENT
CATERING SERVICES**